


UK Employment Market Report

June 2013



adzuna

UK Jobs Market Report – June 2013

Job vacancies remain high but salaries suffer

Table 1: Adzuna Job Vacancy Index

	UK Vacancies	Monthly Change	6 Month Change	12 Month Change	Vacancy Index (June 2012=100)
Vacancy Index (May 13)	460,493	-0.1%	1.4%	1.4%	99.7
Vacancy Index (Apr 13)	460,977	1.0%	0.2%	-0.1%	98.8

Table 2: Adzuna Average Salary Index

	UK Average Salary	Monthly Change	6 Month Change	12 Month Change	Salary Index (June 2012=100)
Salary Index (May 13)	£33,617	-0.2%	0.5%	-1.7%	98.2
Salary Index (Apr 13)	£33,693	0.4%	0.1%	-1.7%	98.4

Key points

- **Job vacancies hold at high levels** – The total number of jobs currently available in the UK has dipped marginally from April to May to 460,493. This number, however, is up 1.4% over the year since May 2012.
- **Worrying signs for wages** – Average advertised salaries in Britain have fallen from April to May and are significantly down year on year. The IT sector remains immune to this salary stagnation with wages growing by 5% in 2013.
- **Jobseeker competition** – Competition for jobs in the UK has lessened for 4 consecutive months (see Chart 4). There are currently 3.2 jobseekers per vacancy as unemployment fell by 5,000 in the three months to April 2013 according to the Office of National Statistics.

Chart 1: Monthly Change in Advertised Job Vacancies from November 2012 to May 2013

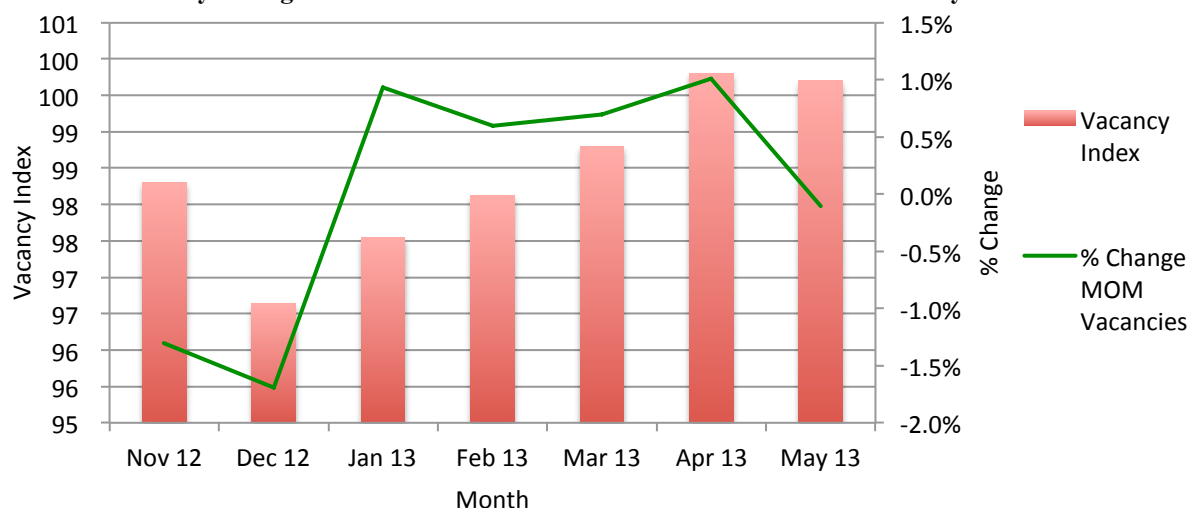


Chart 1 illustrates a small fall (-0.1%) in the number of UK advertised vacancies from April to May 2013 to 460,493. There are currently more advertised vacancies and more people in work in the UK than there were 6 months ago in November 2012.

Overview

The Adzuna Jobs Index reveals there are currently 460,493 live vacancies in UK, up 1.4% over 12 months, demonstrating real labour market resilience and a sign that economic recovery may be underway. We have seen fewer Britons claiming Jobseeker's Allowance benefit in May than at any time since June 2011. This, in conjunction with a increase in the number of available jobs – both on a 6 month and year on year roll - has resulted in 3.2 Jobseekers per vacancy - a decrease of 7.2% in the past 12 months. Private sector job creation and self-employment are driving a significant portion of the overall labour market growth this month.

Flora Lowther, Head of Research at Adzuna says employment levels have risen at the same time as an increase in job vacancies in the last 30 days, a reversal of the trend of recent months. While it's great to see more jobs being created (and filled) in Britain, the data clearly shows that employers remain cautious with regards to pay. The current average advertised salary in the UK stands at £33,617, a worrying decrease of 1.7% over the past 12 months.

Where are all the jobs?

Competition for jobs is easing this month with an average of 3.2 jobseekers competing for every available vacancy, down from 3.5 in May 2012. The data also reveals some clear areas of employment opportunity around the country - jobseekers should head to Aberdeen, Winchester and Reading where there are more vacancies than people looking for work. Wirral is once again the hardest place in Britain to find a job this month with 56 applicants chasing every vacancy. Liverpool and Derby may not have made the top 10 list, but competition for jobs has decreased by 4% and 3% respectively in the past 6 months.

Salaries increasing marginally in South

Average salaries remain volatile in 2013 and are showing few signs of improvement. The average Briton is being paid £500 less per annum than this time last year. Wales is once again the worst paying region in the UK with average advertised salaries in May of £25,188, followed by the North East and North West. London and the South East of England remain the best payers, but jobseekers looking for a pay rise should look to head to Edinburgh, Milton Keynes and Crawley where wages have increased by around 5% since November.

IT and Energy Sectors leading the way

The IT sector continues to boom with over half a million jobs ads being created in the last 6 months. Mobile “app” developers and Web Designers have seen the biggest improvement in wages employers are willing to pay in 2013. The Healthcare and Engineering sectors also top the charts for the highest number of job ads, over 700,000 since November. The Energy, Oil and Gas industry is the top paying sector this month, with average wages sitting at £47,980, up 3.7% in the 6 months to May. Demand for construction professionals has dropped this month as average advertised salaries shrink by up to £1,800p.a since November 2012.

Adam Pode, Director of Research and Analysis at Staffing Industries Analysts says, “It is great to see a report of this nature using the most up to the minute data on the UK jobs market. The improvement of Adzuna's Job Vacancies Index in May, up +1.4% year on year, is very positive. But it is too early to say the long awaited economic recovery is underway. On the salary front Adzuna's data confirms studies by the TUC and the Institute of Fiscal Studies, which have shown that general salaries, even for those staying in the same job, have been falling. However, the data for IT and Energy sector workers shows what a demand there is for these skills”.

Chart 2: UK Advertised Salary Trend

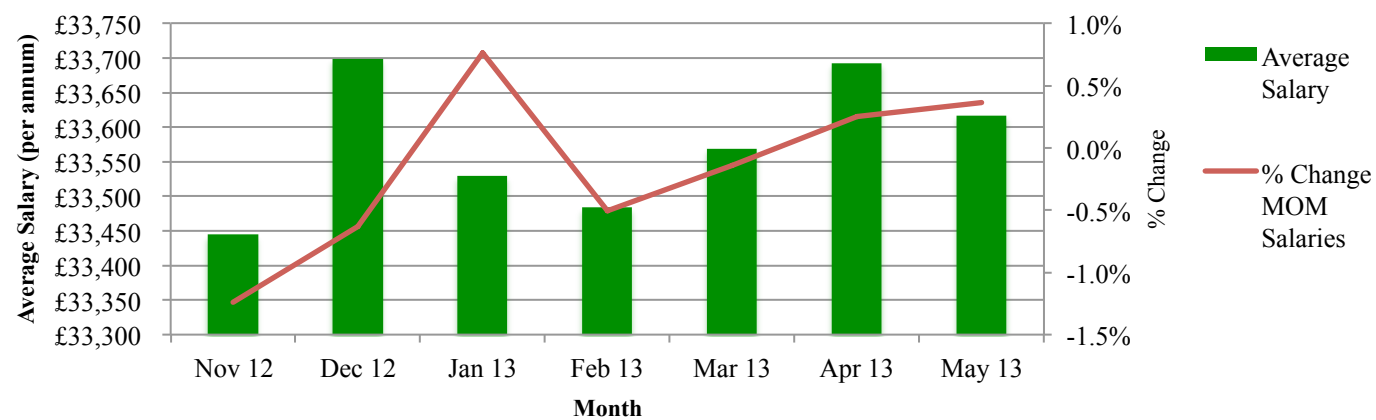


Chart 3: 6 month change in UK Job Vacancies & Salaries

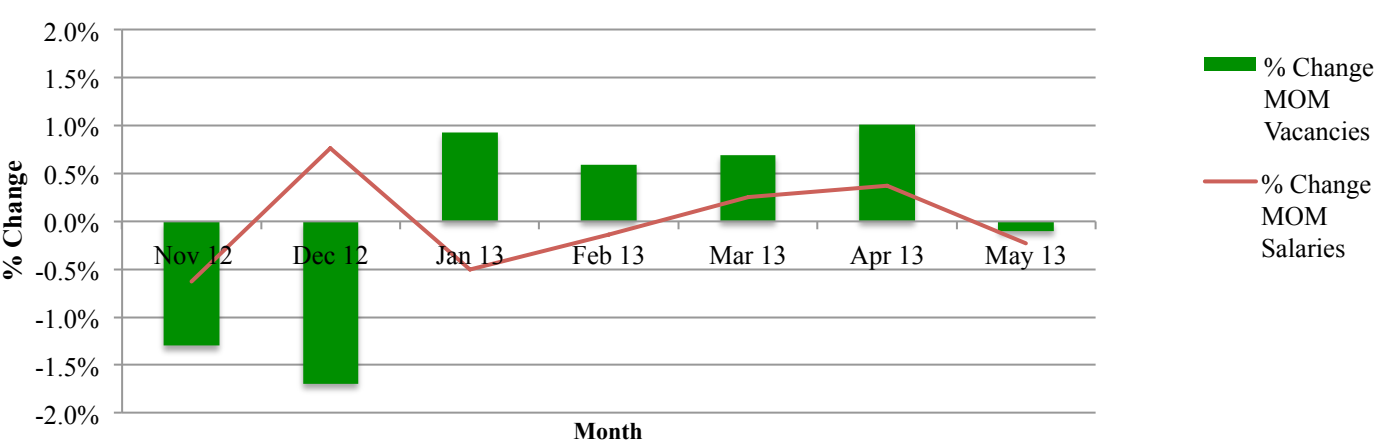
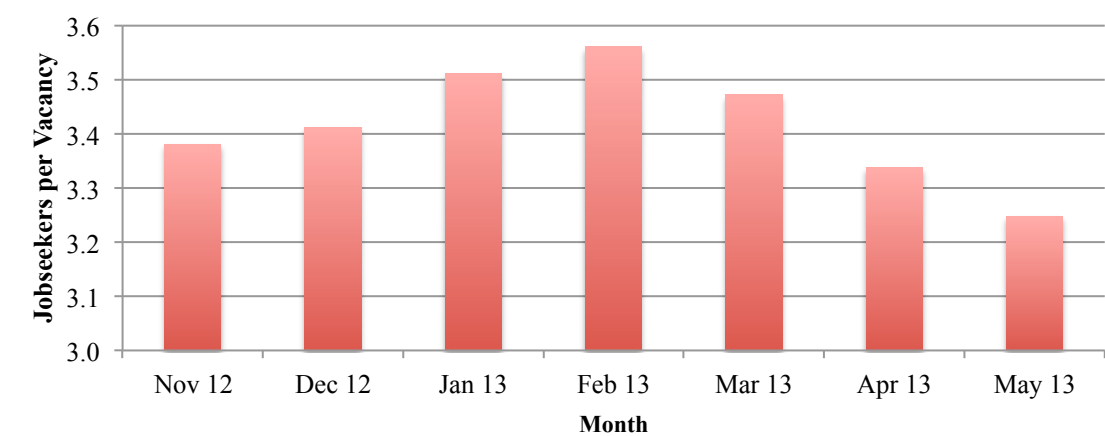


Chart 4: 6 month change in Jobseekers per Vacancy



Best & Worst areas to find a job

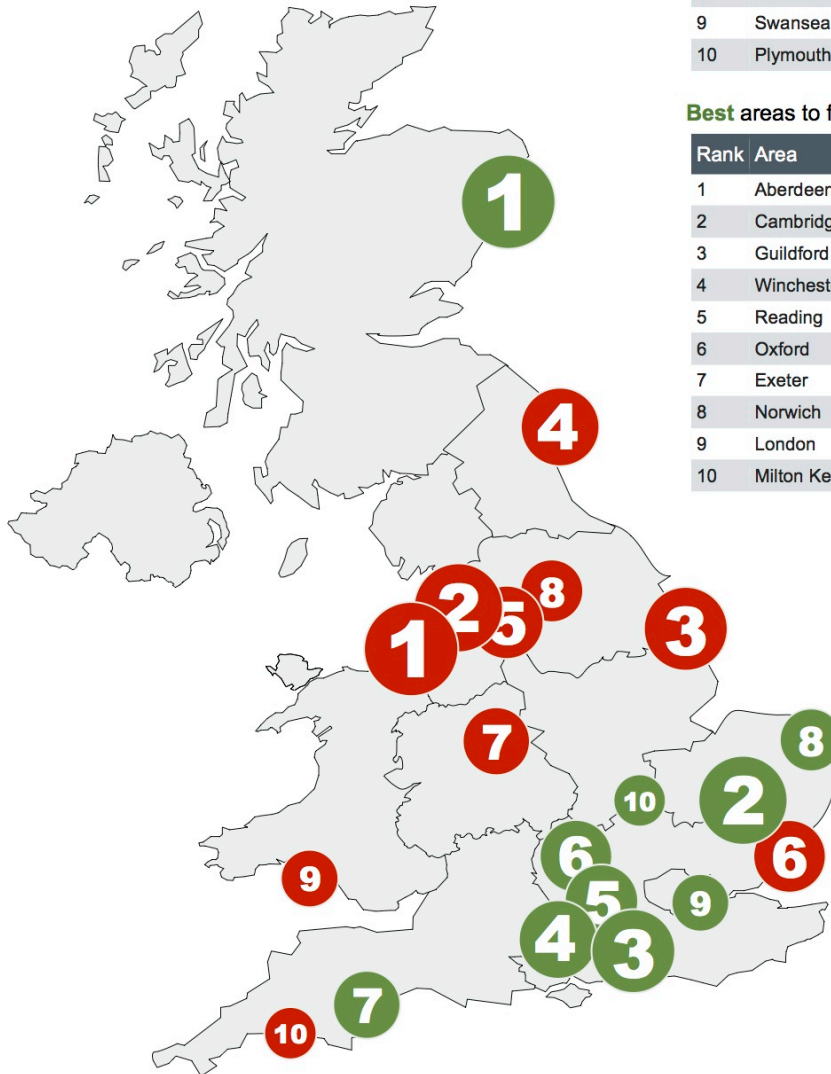
May 2013

Worst areas to find a job:

Rank	Area	Jobseekers per vacancy
1	The Wirral	56.48
2	Salford	49.44
3	Hull	46.94
4	Sunderland	39.68
5	Rochdale	30.08
6	Southend-On-Sea	27.96
7	Wolverhampton	19.27
8	Bradford	16.29
9	Swansea	11.92
10	Plymouth	11.41

Best areas to find a job:

Rank	Area	Jobseekers per vacancy
1	Aberdeen	0.37
2	Cambridge	0.60
3	Guildford	0.71
4	Winchester	0.91
5	Reading	0.94
6	Oxford	1.06
7	Exeter	1.59
8	Norwich	1.84
9	London	2.13
10	Milton Keynes	2.15



- There are currently 3.2 Jobseekers per vacancy – a decrease of 3.9% over 6 months and a further 7.2% over the year.
- The data this month reveals a less stark North South divide when it comes to job opportunities. Competition for vacancies in Hull has eased as the number of unemployment claimants has dropped by 5% over the past 6 months.
- While southern cities dominate the vacancy hotspot list, competition for jobs in Liverpool (-4%) and Derby (-3%) has decreased in the last 6 months. Elsewhere cities such as Bristol (-2%), Exeter (-2%) and Reading (-2%) have become more job hunter friendly in recent months.
- Finding full time work in big university towns like Southampton (+6%), Oxford (+4%) and Newcastle (+4%) is getting tougher as jobseeker competition intensifies with students looking for summer work.
- Worrying signs for London job seekers with competition for roles in the capital increasing by 4% in the past 6 months as the number of available opportunities also dwindles.

Regional Wage Breakdown

Region	Total Vacancies	Average Salary	Salary % 6 Month Change
London	102,904	£42,053	+3%
Scotland	21,988	£32,568	+0%
South East England	62,948	£31,877	+1%
Eastern England	26,545	£30,756	-4%
West Midlands	24,245	£29,835	-2%
Northern Ireland	4,921	£29,716	-2%
East Midlands	20,826	£28,921	-3%
South West England	27,881	£28,651	-2%
Yorkshire and The Humber	19,316	£28,348	-1%
North West England	27,636	£28,185	-2%
North East England	11,773	£27,878	0%
Wales	5,710	£25,188	-4%

- London & the South East are the only parts of Britain on a positive pay trajectory. Salaries in Eastern England and Wales have suffered the most in 2013 with overall drops of 4% since Christmas.
- Wales may have some of the poorest paying jobs in the country, but a steady increase in the number of advertised jobs suggests employer confidence is on the up.

UK job sector breakdown

Biggest improvers - Job sector by average salary

Job Sector	Average salary	Salary % 6 Month Change	Total Vacancies
IT Jobs	£43,127	5.0%	71,063
Charity & Voluntary Jobs	£25,852	4.4%	3,087
Energy & Oil Gas Jobs	£47,980	3.7%	5,251
Retail Jobs	£30,429	1.8%	9,903
Travel Jobs	£22,496	1.7%	6,493

Worst decliners - Job sector by average salary

Job Sector	Average salary	Salary % 6 Month Change	Total Vacancies
Creative & Design Jobs	£31,066	-5.7%	3,512
Scientific & QA Jobs	£32,327	-5.6%	4,299
Trade & Construction Jobs	£34,409	-5.6%	17,924
Legal Jobs	£45,083	-3.6%	10,260
Hospitality & Catering Jobs	£21,451	-3.2%	20,402

- Demand for IT professionals continues to boom this month with mobile developers, system administrators & web designers proving particularly popular.
- The Royal Bank of Scotland cutting 2,000 this month spell more bad news for the finance sector, wages and advertised vacancies are significantly down.
- Wages in the trade and construction sector may have shrunk by up to £1,900 p.a since November 2012, but the number of open vacancies is on the rise suggesting a post recession recovery may be underway for this sector.

Fun Statistics based on the Adzuna Job Market Index

- The total earning potential of all open vacancies in the UK stands at £15.48bn – an amount greater than the GDP of Cyprus
 - The total number of vacancies available in the UK is enough to fill Glastonbury three times over
 - The average advertised salary stands at £33,617 – enough to pay one day's worth of salary for tennis star Andy Murray
 - The number of unemployed youths fell by over 38,000, over twice the capacity of Wimbledon's Centre Court.
-

Press contacts

Adam Jones, The Wriglesworth Consultancy
a.jones@wriglesworth.com, 020 7427 1403 or 07791 417 654

Report author

Flora Lowther, head of research, Adzuna
flora@adzuna.com, 07921 670478

About Adzuna

Adzuna.co.uk is a search engine for classified ads used by over 2 million visitors per month which makes it easier to find the right job for you. We search thousands of websites so you don't have to and bring together millions of ads so you can find them all in one place. We add powerful search, insightful market data and social connections, so you can find your perfect job with a little help from your friends.

Adzuna's data also powers the Number 10 Dashboard, used by the Prime Minister and senior officials to keep track of economic growth on a daily basis.

Adzuna.co.uk was founded in 2011 by Andrew Hunter and Doug Monroe, formerly of eBay, Gumtree, Qype and Zoopla and is backed by leading Venture Capital firms Passion Capital, The Accelerator Group and Index Ventures.

About the Adzuna Job Market Report

Adzuna has the most complete index of UK job vacancies covering all regions in the UK. The technology collects every job vacancy advertised online in the UK from over 300 sources. This data is then normalised, de-duplicated, mix-adjusted and outliers are removed in real time to give users an accurate, complete, up to the minute view of the job market.

Claimant count data is based on the February to April 2013 Labour Market Statistics released on 12th June 2013 by the ONS. The city areas referred to in this study are the ONS 'travel to work areas' and 'residence based proportions'. The top 50 cities in the UK were ranked by comparing the job vacancies in Adzuna's comprehensive search index of over 500,000 live jobs to the number of May claimants in each city from the latest ONS data released in June 2013.

The full Jobseeker's Allowance claimant count statistics are available for download here:

<http://www.nomisweb.co.uk/>